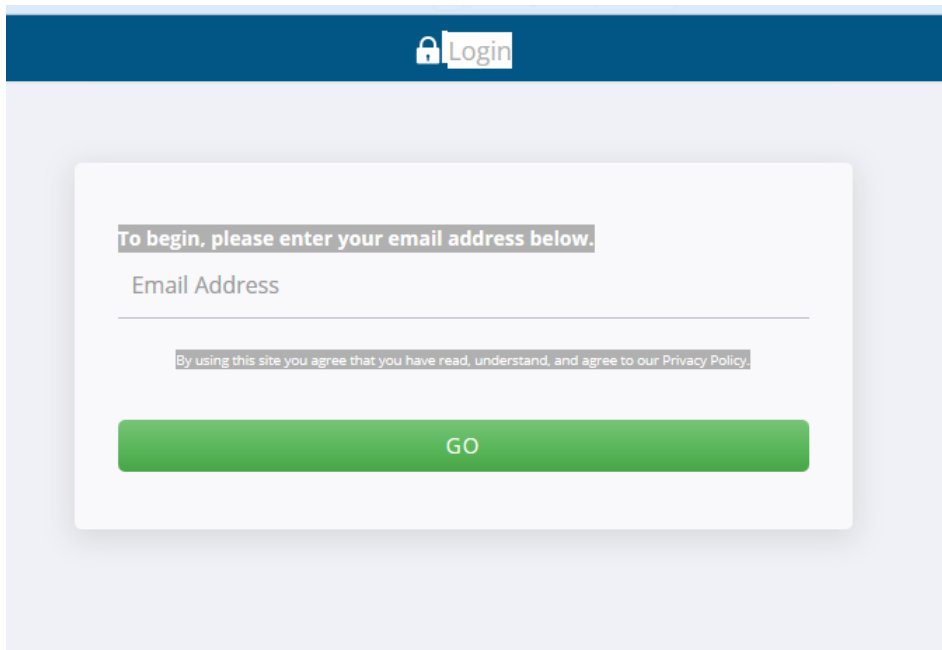


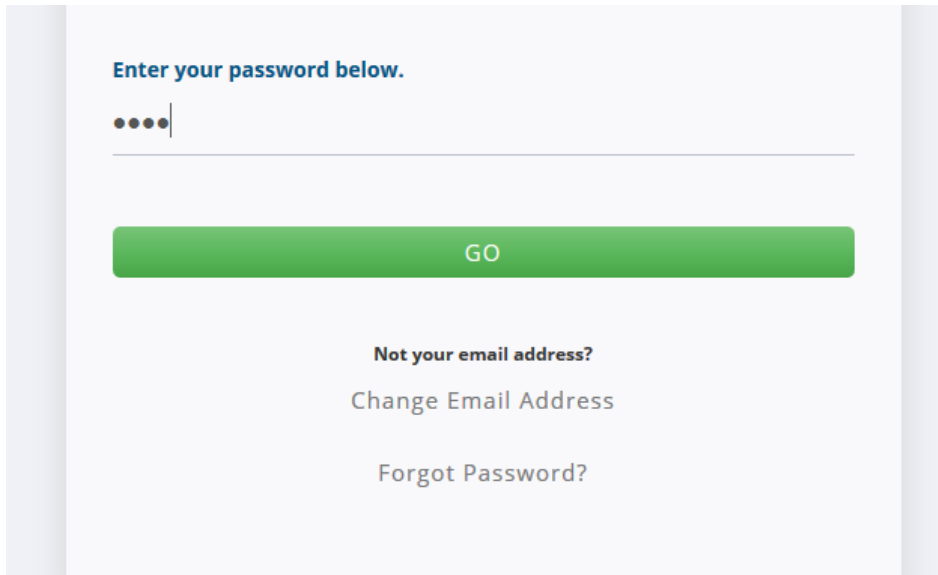
Accessing MYPROCARE Statements- From: Elcaminopreschool.com - web site>Parents> myprocare

Enter your email address that you used to sign up for Myprocare



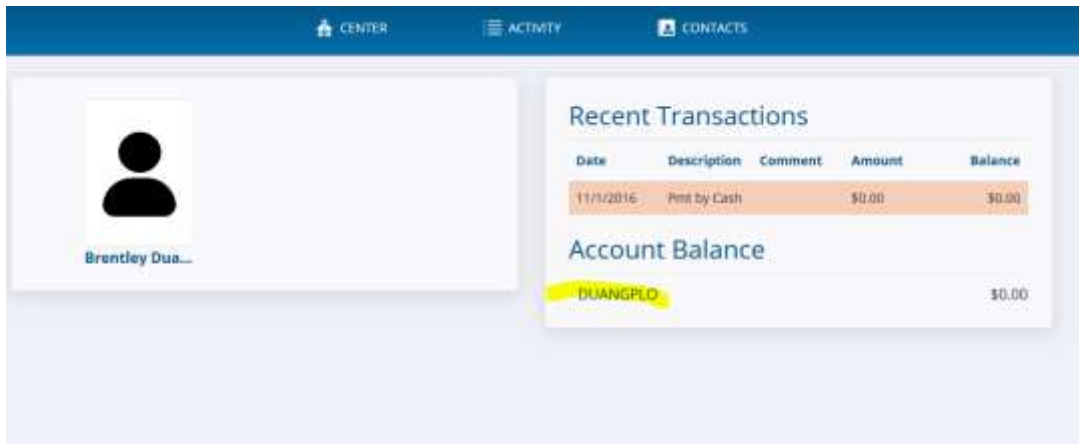
The screenshot shows a login page with a dark blue header containing a lock icon and the word "Login". Below the header is a white box with a grey border. Inside the box, the text "To begin, please enter your email address below." is displayed in a grey box. Below this is a text input field labeled "Email Address". Underneath the input field is a small grey box containing the text "By using this site you agree that you have read, understand, and agree to our Privacy Policy." At the bottom of the white box is a green button with the text "GO".

Enter your password. If you do not remember your password – Select – Forgot password and a new login code will be sent to you email

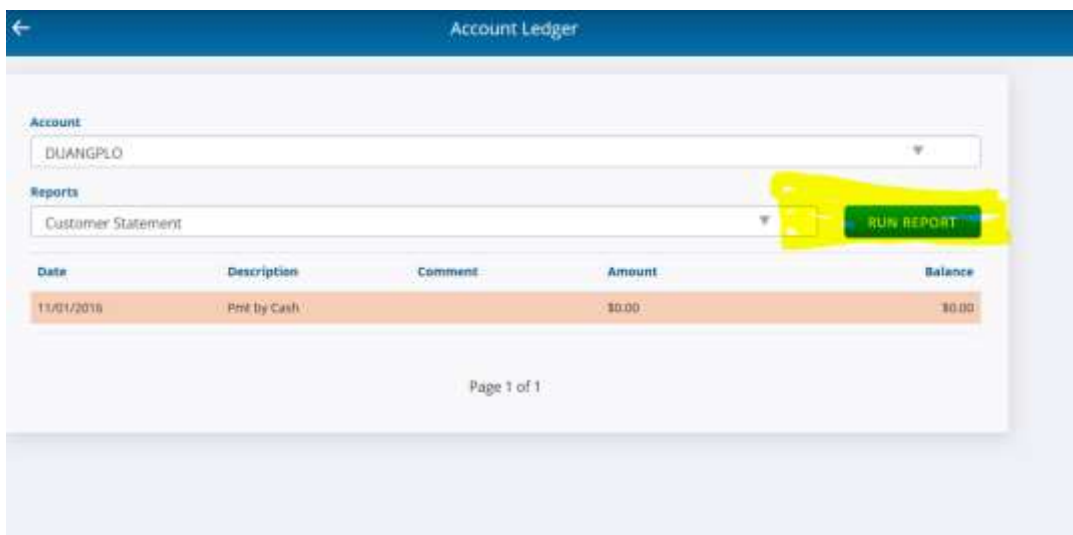


The screenshot shows the password input section of the login page. It features a blue heading "Enter your password below." followed by a password input field with four dots and a cursor. Below the input field is a green button with the text "GO". Underneath the button are three links: "Not your email address?", "Change Email Address", and "Forgot Password?".

Under account balance you will see your name – select your name



Next > select "Run Report"



Select the time period for the report that you want to see.

